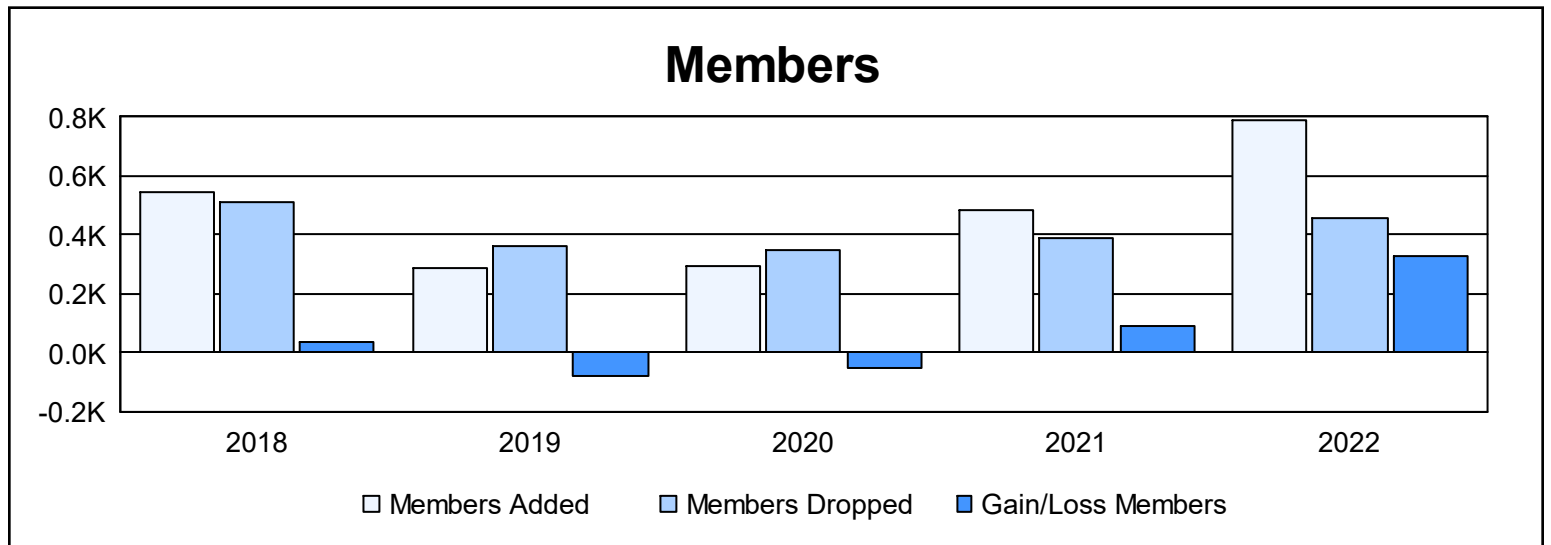
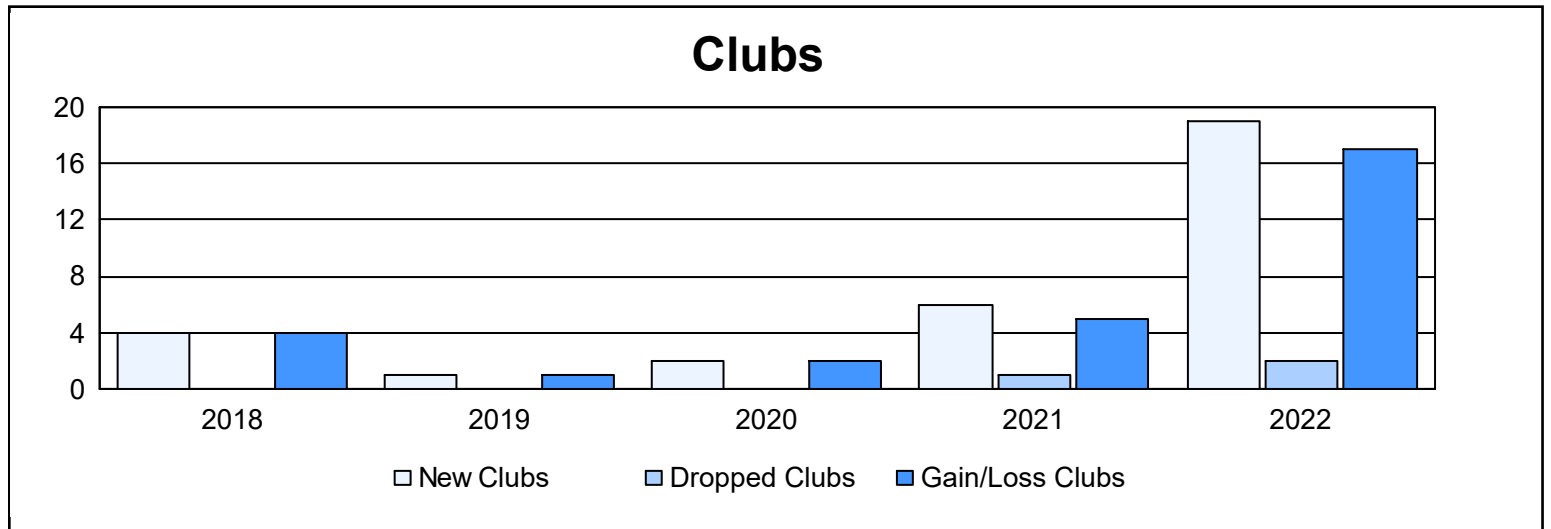
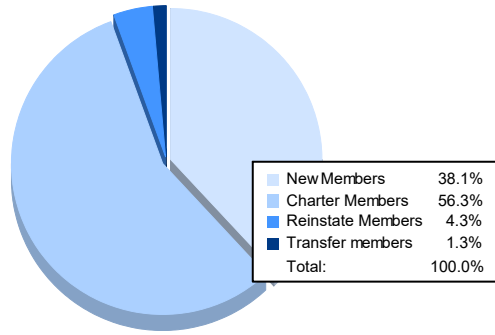


Year	New Clubs	Dropped Clubs	Gain/ Loss Clubs	New Members	Charter Members	Reinstate Members	Transfer Members	Total Member Added	Total Members Dropped	Gain/ Loss Members
2017-2018	4	0	4	394	139	9	4	546	512	34
2018-2019	1	0	1	193	47	27	19	286	364	-78
2019-2020	2	0	2	238	43	11	4	296	349	-53
2020-2021	6	1	5	290	172	15	4	481	391	90
2021-2022	19	2	17	300	443	34	10	787	460	327
<b>Average</b>	<b>6</b>	<b>1</b>	<b>6</b>	<b>283</b>	<b>169</b>	<b>19</b>	<b>8</b>	<b>479</b>	<b>415</b>	<b>64</b>



### Membership Composition June 2022 Cumulative



### Gender Composition June 2022 Cumulative

